


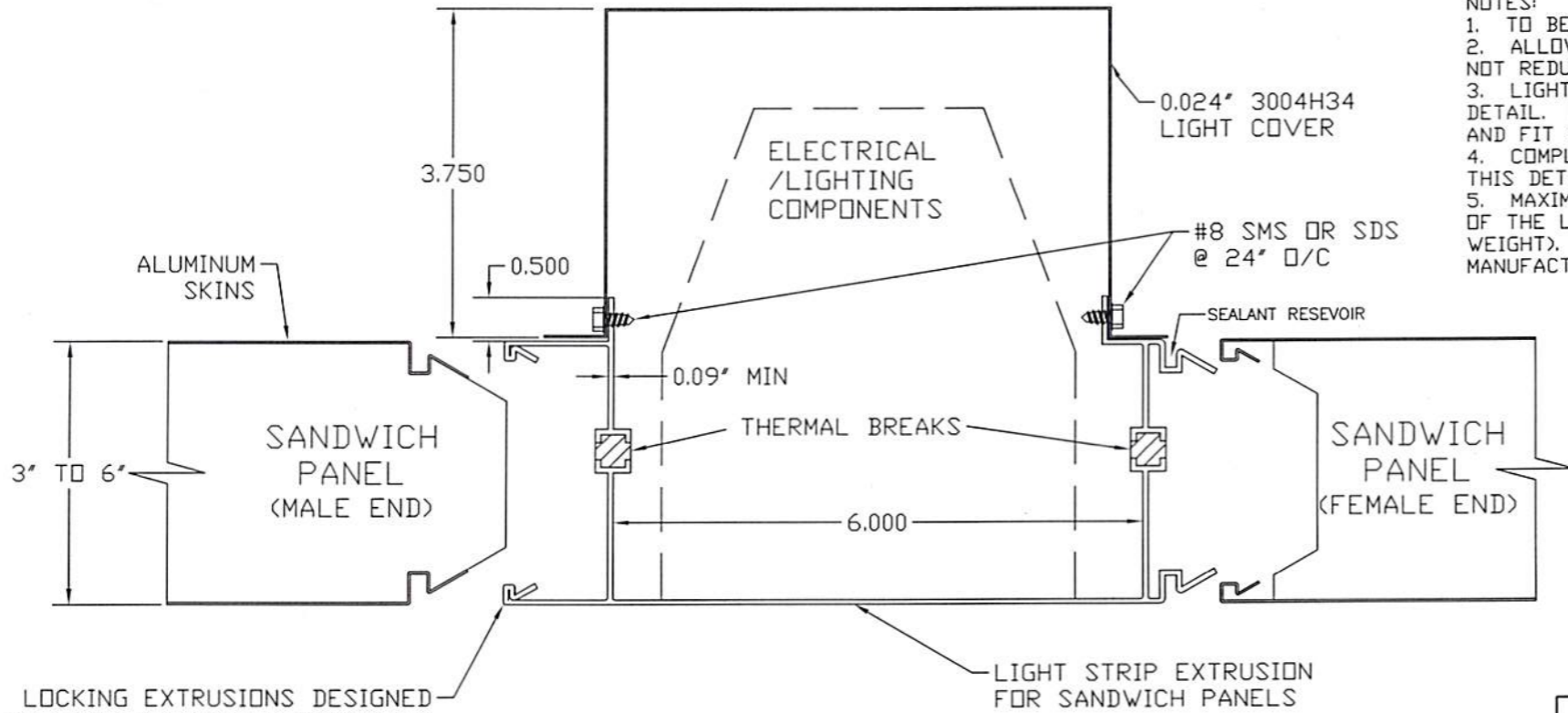
ATTACH PANEL AS PER OTHER APPROVED ENGINEERING (ICC ESR 1398, 1953 OR OTHER)




JUN 21 2011

NOTES:

1. TO BE USED WITH ICC ESR 2229, 2488 OR 1599.
2. ALLOWABLE PANEL SPANS ARE AS PER #1. LIGHT STRIP DOES NOT REDUCE PANEL SPANS.
3. LIGHT STRIP EXTRUSION IS REPRESENTED GENERICALLY IN THIS DETAIL. LIGHT STRIP MUST FULLY ENGAGE SANDWICH PANEL LOCKS AND FIT SNUGLY, SIMILAR TO PANEL TO PANEL CONNECTION.
4. COMPLIANCE WITH ELECTRICAL CODE IS OUTSIDE SCOPE OF THIS DETAIL AND MUST BE APPROVED SEPERATELY.
5. MAXIMUM OF FOUR LIGHTS PER LIGHT STRIP IS ALLOWED. ONE OF THE LIGHTS MAY BE REPLACED WITH A FAN (30 LBS MAXIMUM WEIGHT). ATTACHMENT OF THE FAN MUST COMPLY WITH MANUFACTURERS INSTRUCTIONS.



LOCKING EXTRUSIONS DESIGNED TO MATE W/ PANELS DESCRIBED IN NOTE #1



DATE	DRAWN BY	3441 IVYLINK PLACE LYNCHBURG, VA 24503 (434) 384-2514 CARL.PUTNAM@DELPHIANET	
10/27/2010	CMP	CLIENT	TheLightStripLLC
		FILE	PanelwCoverFoamCore.dwg
		DESC	The Light Strip 1 of 1